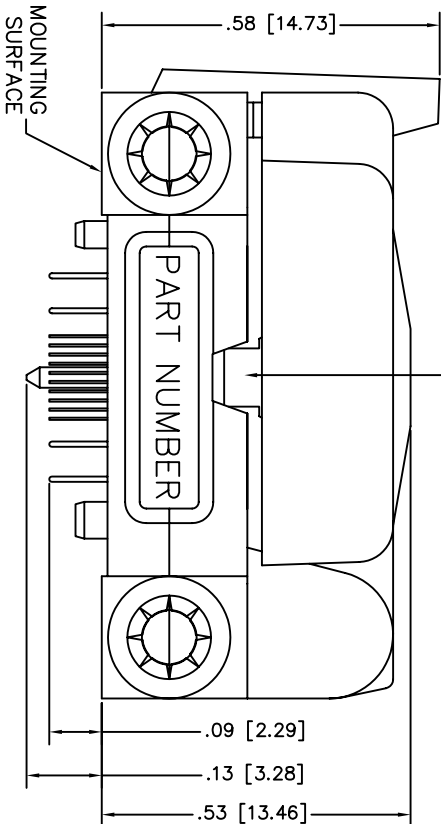
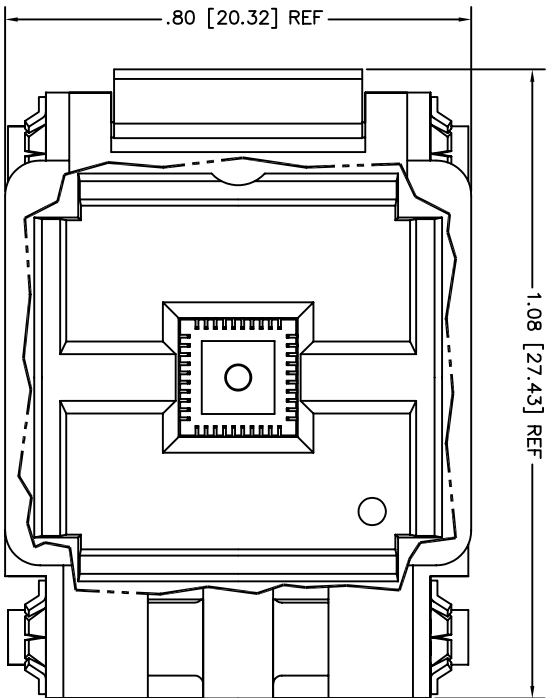
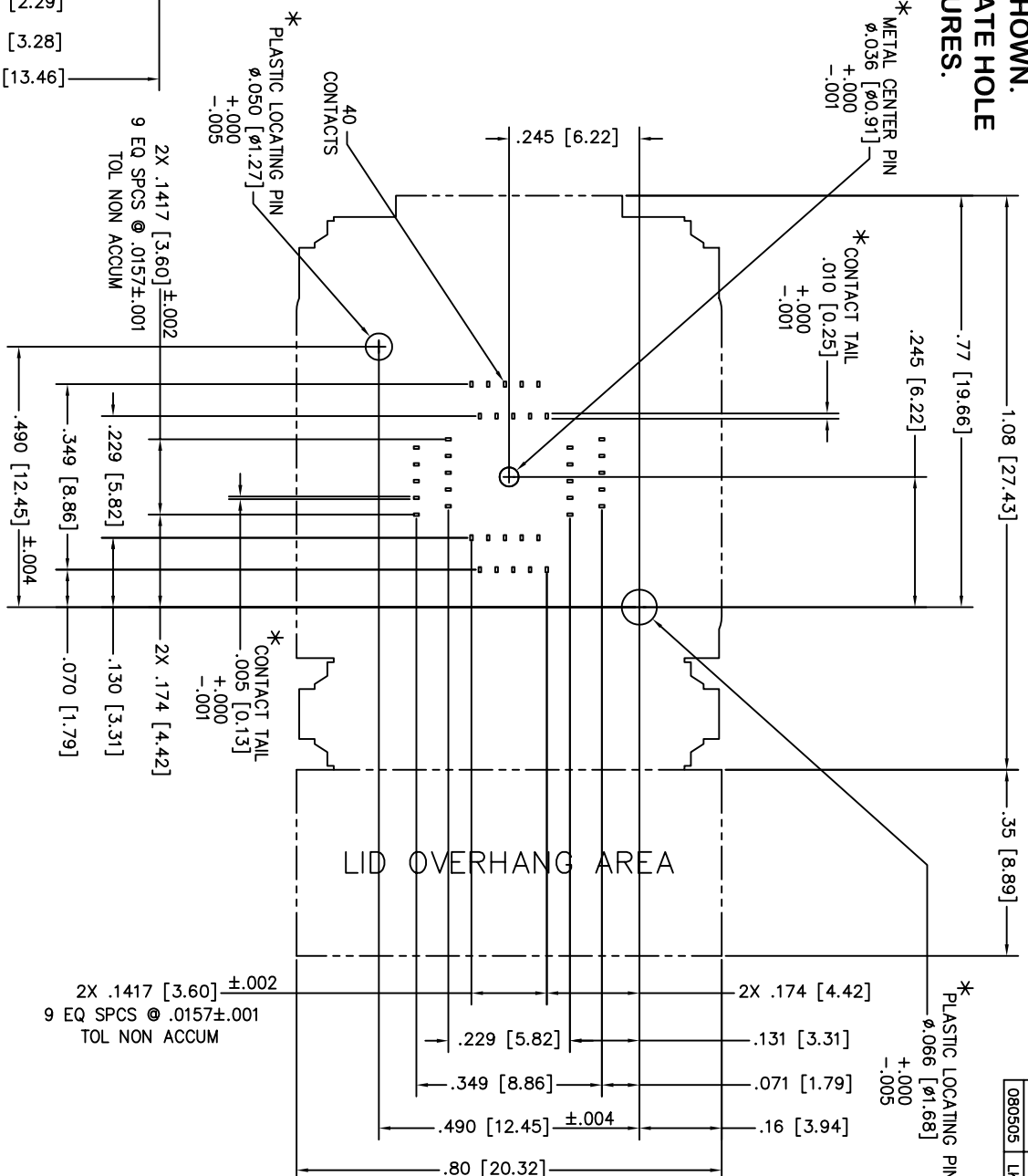


**NOTE : \* DIMENSIONS OF SOCKET FEATURES SHOWN.  
BOARD DESIGNER SHOULD SELECT APPROPRIATE HOLE  
SIZES TO PROVIDE A SLIP FIT FOR THESE FEATURES.**



PLUNGER IS .100 [2.54] X .100 [2.54]  
FOR A .028 [0.70] - .039 [1.00] THICK DEVICE



FOOTPRINT AS VIEWED FROM TOP OF SOCKET

**PROPRIETARY**

PART NUMBER  
**40QN40K15050**

SIZE	DWG NO.	SH
C	40QN40K15050	1/1

TITLE  
QFN SOCKET;  
5 x 5mm, 0.40mm-PITCH;  
40 CONTACTS PLUS CENTER PIN;  
THRU-HOLE



UNLESS OTHERWISE SPECIFIED	XXX = ±.003	SURFACE
XX = ±.010	FINISH	
X = ±.020	ANGLE = 45°	
ALL DIM ARE IN MILLIMETERS		
REMOVE ALL BURRS AND		
SHARP EDGES		
HOLE TOLERANCES	+0.04 -0.01	
1.28 THRU 2.50	+0.05 -0.01	
2.51 THRU 5.00	+0.06 -0.01	
5.01 THRU 1.00	+0.10 -0.01	
1.001 THRU 2.00	+0.12 -0.01	

SCALE	NONE	DATE
DWGN	LKI	080505
CHK		
ENGR		
APP'D		

FEATURES - K  
= OFFSET CONTACT

THIS DRAWING IS SUBJECT TO CHANGE WITHOUT  
NOTICE. PLEASE REQUEST A CURRENT DRAWING  
WHEN LAYING OUT BOARDS.

DATE	INT
080505	LKI